


HUSD COVID-19 DASHBOARD

The purpose of this dashboard is to provide our Higley Unified School District families and employees with current data and a summary of COVID-19 cases by school resulting in exclusion from school activities.

An active case indicates that a student or employee participating in on-campus activities has tested positive for an active COVID-19 infection. Individuals who test positive are excluded from participation in any on-campus activity until the district nurse verifies that the individual meets the return criteria set by state and local health authorities. Once the individual is cleared to return they are no longer considered an active case. The case is then transferred to the resolved cases column.

DASHBOARD DEFINITIONS




ACTIVE

A student or employee participating in on-campus activities has tested positive for an active COVID-19 infection and is currently in a 10-Day isolation.



PERCENTAGE

The number of active cases in relation to the number of students and employees at the campus. (Active Cases/Campus Population)






RESOLVED

The "Active" individual has completed a 10-Day isolation and is cleared to return to on-campus activities. Their case is moved from the "Active" count on the campus dashboard to the "resolved" count.

Last Updated: Nov. 24, 2021


The information will be updated Monday-Friday by 10 am (excluding holidays).

| District Location | Total Employees & Students On-Site |  Confirmed Active Cases |  Percentage |  Resolved Cases |
|----------------------------------|------------------------------------|--|--|--|
| Bridges Elementary | 791 | 1 | 0.13% | 46 |
| Centennial Elementary | 832 | 3 | 0.36% | 35 |
| Chaparral Elementary | 967 | 10 | 1.03% | 30 |
| Cooley Early Child Dev. Center | 394 | 2 | 0.51% | 15 |
| Cooley Middle School | 960 | 4 | 0.42% | 36 |
| Coronado Elementary | 701 | 1 | 0.14% | 28 |
| Cortina Elementary | 849 | 3 | 0.35% | 43 |
| Gateway Pointe Elementary | 832 | 14 | 1.68% | 53 |
| Higley High School | 2333 | 3 | 0.13% | 140 |
| Higley Traditional Academy | 786 | 1 | 0.13% | 54 |
| Power Ranch Elementary | 686 | 0 | 0.00% | 18 |
| San Tan Elementary | 945 | 3 | 0.32% | 42 |
| Sossaman Early Child Dev. Center | 474 | 0 | 0.00% | 10 |
| Sossaman Middle School | 1182 | 3 | 0.25% | 47 |
| Williams Field High School | 2136 | 4 | 0.19% | 102 |
| Other District Locations | 270 | 0 | 0.00% | 14 |



Isolation:

Separates people testing positive from people who are not sick.



Stay-At-Home:

Individuals who show one or more symptoms should stay home until symptoms subside & are encouraged to get tested.

The process for parent/guardian and employee notification is as follows:

When there is a positive COVID-19 case on campus, staff and students will receive a general notification letter from the school stating that there was a case on campus. Elementary notification will be sent by grade level and middle or high school notification will be determined by common class schedule.

The district is bound by FERPA, HIPPA and ADA regulations regarding the release of specific health information.