
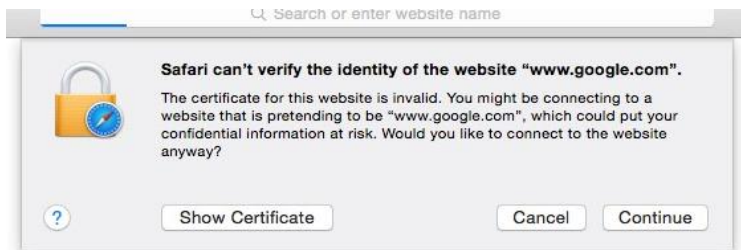


# Bring Your Own Technology

## How to Log Into the Higley USD Mobile Network

- Go to the top right corner, right click to “Open Network Preferences”. 
- Find the “One” network, select, and connect.
- Once connection is successful, open a browser and go to: [filter.husd.org/mobileLogin](http://filter.husd.org/mobileLogin)
- Login in using Higley USD username & password.
- Open a new browser page and [Download the required certificate](http://www.husd.org/byot) located at, <http://www.husd.org/byot>  
*(Download directions are located below.)*
- Once logged in, if idle the session will timeout after 15 minutes of no activity. This browser page must remain open in order to keep an active session.

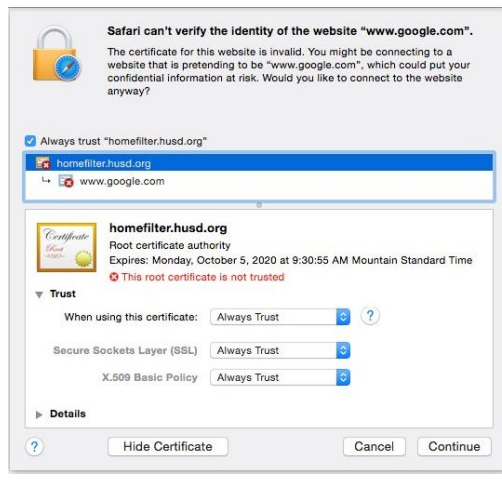
- Select > Continue



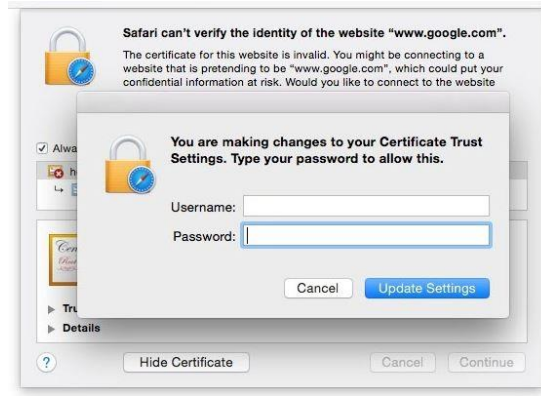
- Expand > Trust



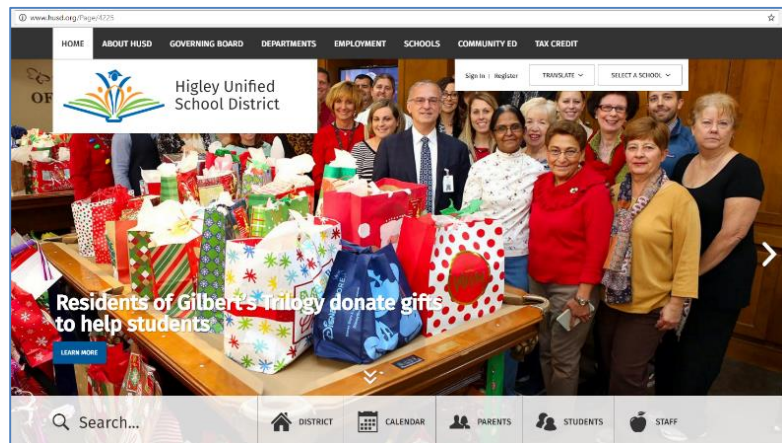
- Select > When using this certificate > Always Trust



- After clicking Continue, authorize changes by entering your computer username and password.



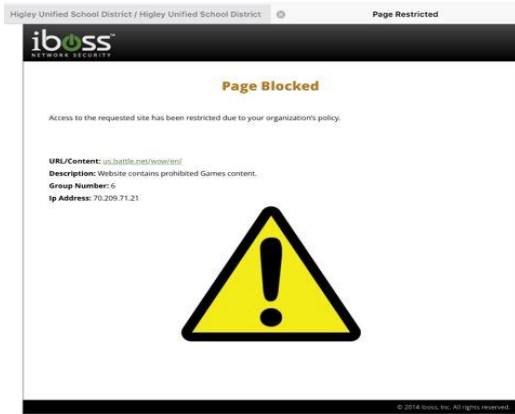
- Following certificate verification, select "continue" to be redirected to the Higley USD (husd.org) homepage.



# Troubleshooting Connectivity Problems



**Example 1:** Unable to connect to the Internet. “There is no Internet Connection”. Please open up a new tab in your browser and go to [filter.husd.org/mobileLogin](http://filter.husd.org/mobileLogin) and sign in using your HUSD username & password.



**Example 2:** You have been blocked by the HUSD web filter. Please verify the url (web page) you are trying to reach was accurately typed. Content is restricted in compliance with the Children’s Internet Protection Act.